

Year 2 Maths Lesson

Teaching notes for adults:

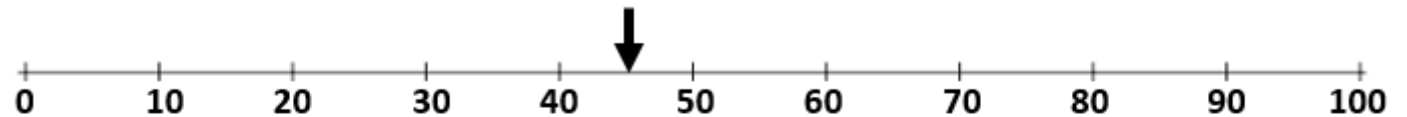
The learning objectives for today are:

- To be able to estimate numbers on a landmarked line.
- To be able to write numbers in words.

Use the following picture slides to discuss the possible position of a variety of 2-digit numbers before your child does today's worksheet.

Refer back to yesterday's lesson on rounding and think about which multiple of ten the 2-digit number would be closest to.


Day 1: Estimate numbers on a landmarked line; write numbers in words.



Talk to your partner.
What number is the arrow pointing to? Why do you think that?



Day 1: Estimate numbers on a landmarked line; write numbers in words.



On a piece of paper or a whiteboard, write the numbers the arrow points to in words. Use the list of tens numbers to help with spelling!

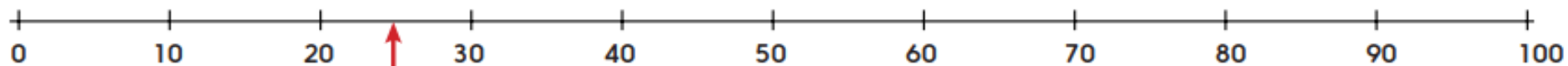
Twenty
Thirty
Forty
Fifty
Sixty
Seventy
Eighty
Ninety

L.Os: To be able to estimate numbers on a landmarked line. To be able to write numbers in words.

Mystery numbers

Sheet 2

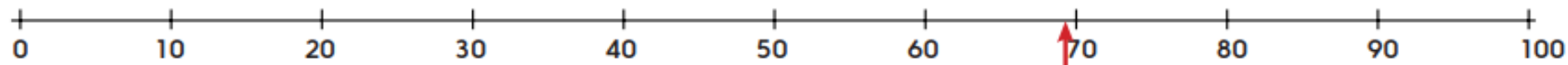
Ring the number you think is marked on the line.



Fifty-two

Twenty-five

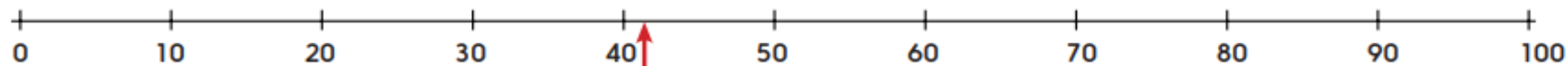
Forty-six



Sixteen

Seventy-nine

Sixty-nine



Forty-two

Thirty-nine

Forty-eight

Write in words which numbers you think the arrows are pointing to.

