

## Year 2 Maths Lesson

### Teaching notes for adults:

The learning objective for today is:

- To be able to recognise coins and find totals using a combination of coins.

What you will need:

- Several 1p, 2p, 5p, 10p, 20p and 50p coins.
- Objects to 'buy' or price sheets (provided)

Before you start any of the activities check that your child can remember the value of each of the coins they will be using - For example they might count this as 4p because there are 4 coins.



### Activity Options:

#### Option 1 -

Make a little shop with items labelled with prices up to 99p.

Give your child a pot/purse with several 1p, 2p, 5p, 10p, 20p and 50p coins in it.

Ask your child to choose an item to buy from your shop and ask them to find the coins they will need to use to pay for it (they could use all 10p coins or a combination of 10p and 2p coins etc.).

Repeat this several times and as they grow in confidence encourage them to use the fewest coins possible.

#### Option 2 -

As above in option 1, but use the sheets below (with items labelled with prices up to 99p) instead of making your own shop.

Once your child is confident with this they can play the Toy Shop Money Game online: <https://www.topmarks.co.uk/money/toy-shop-money>

Click on the Mixed Coins/Exact money up to £1 tabs to set the prices and the coin options.

# Prices Sheet 1



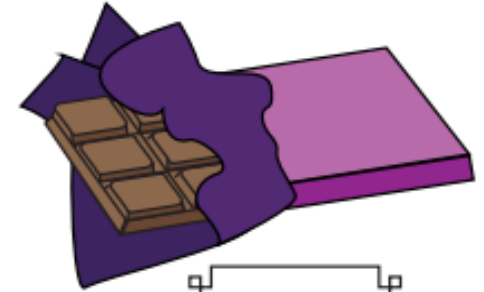
21p



17p



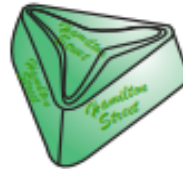
32p



45p



35p



16p




12p



24p



43p



40p

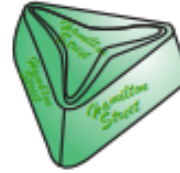
# Prices Sheet 2



57p



62p



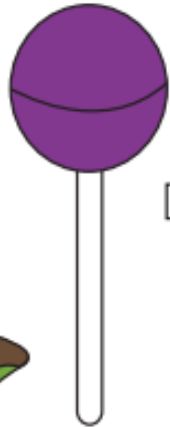
75p




54p



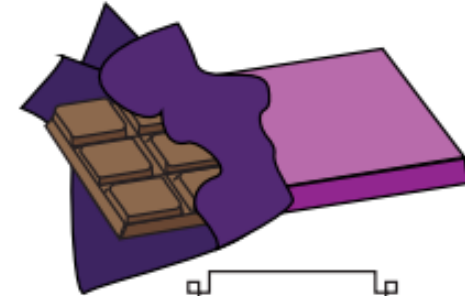
48p




63p



81p



99p



94p



83p



96p



77p

L.O. To be able to recognise coins and find totals using a combination of coins.**Making amounts using multiple coins**

## Sheet 3

Look at the amounts below.

Can you draw the coins for each one? You must always use 3 or more coins.

50p							
14p							
25p							
43p							
37p							
20p							
19p							