

Year 1 Maths Lesson

Teaching notes for adults:

The learning objective for today is:

- To be able to find ways to pay amounts up to 20p.

What you will need:

- Several 1p, 2p, 5p, 10 and 20p coins.
- Objects to 'buy' or price sheets (provided)

Before you start any of the activities check that your child can remember the value of each of the coins they will be using - For example they might count this as 4p because there are 4 coins.



Activity Options:

Option 1 -

Make a little shop with items labelled with prices up to 20p.

Give your child a pot/purse with several 1p, 2p, 5p, 10 and 20p coins in it.

Ask your child to choose an item to buy from your shop and ask them to find the coins they will need to use to pay for it (they could use all 1p coins or a combination of 1p and 2p coins etc.).

Repeat this several times and as they grow in confidence encourage them to use the fewest coins possible.

Option 2 -

As above in option 1, but use the sheets below (with items labelled with prices up to 20p) instead of making your own shop.

N.B. You may want to just use the first sheet with the lower value items if your child is finding it difficult to remember the value of the coins or if they are struggling to add the amounts for the higher priced items.

Your child might also like to play this Toy Shop Money Game online: <https://www.topmarks.co.uk/money/toy-shop-money> Click on the Mixed Coins/Exact money up to 20p tabs to set the prices and the coin options.

Prices Sheet 1



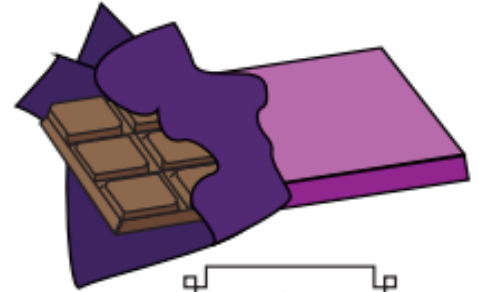
10p



1p



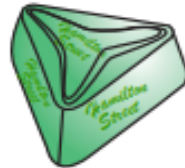
6p



4p



8p



3p




7p



5p



2p



9p

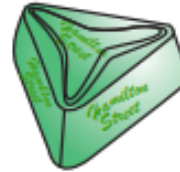
Prices Sheet 2



4p



8p



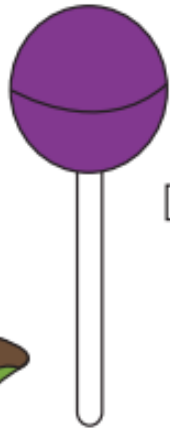
11p




15p



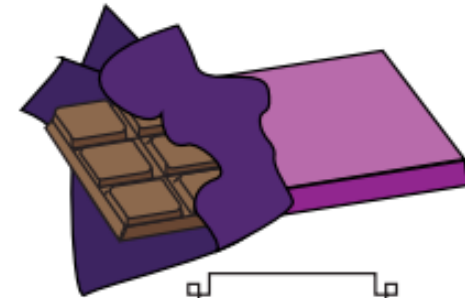
20p




6p



18p



7p



14p



16p



19p



17p