

Oak Academy Money Lesson 5Year 2s

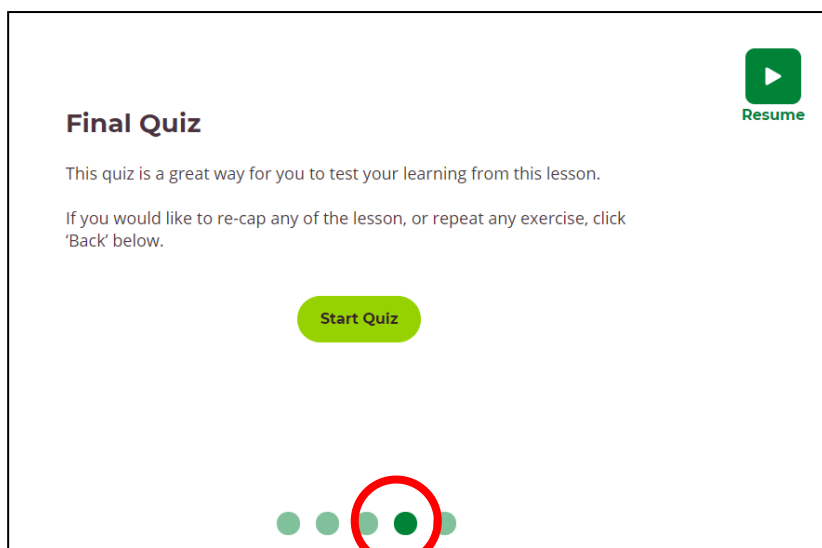
Lesson 5 Learning Objective: To calculate the amount of change needed (part 2)

Instructions:

- Click on the link <https://classroom.thenational.academy/lessons/to-calculate-the-amount-of-change-needed-part-2-64uk0e?step=2&activity=video>
- Click on the play button to start the video. If the teacher asks you to pause the video and look at the worksheet you should:
- Click "Close Video"
- Click "Next" to view the activity
- Your video will re-appear on the next page, and will stay paused in the right place.

I have attached the independent task slide for your child to fill in if you would prefer to do it this way.

- At the end, if the teacher tells your child to complete the end of lesson quiz. You access this by clicking on the 4th green 'button' at the bottom of the page.



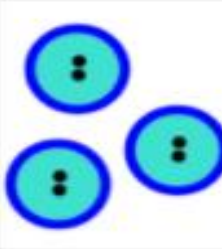





- When your child has completed the lesson and task, please could send me a photo of the completed independent task work with a message telling me how they managed with the lesson/if they enjoyed it/ found it tricky etc.

Thank you.


Independent Task



Buttons for sale!

 <p>10p each</p>	 <p>40p each</p>
 <p>30p each</p>	 <p>20p each</p>


I have  . I buy  .
How much change do I get?

100p - =



I have  . I buy  .
How much change do I get?

=



I have  . I buy one button.
I get 80p change. What did I buy?

100p - = 80p



I have  . I buy one button.
I get 90p change. What did I buy?

- =

