

## Oak Academy Money Lesson 5

### Year 1s

Lesson 5 Learning Objective: To compare different amounts of money

Instructions:

- Click on the link <https://classroom.thenational.academy/lessons/to-compare-different-amounts-of-money-6gwk8c?step=2&activity=video>
- Click on the play button to start the video. If the teacher asks you to pause the video and look at the worksheet you should:
- Click "Close Video"
- Click "Next" to view the activity
- Your video will re-appear on the next page, and will stay paused in the right place. (I have attached the independent task slides for your child to use if you would prefer to do it this way.)

- At the end, the teacher tells your child to complete the end of lesson quiz. You access this by clicking on the 5<sup>th</sup> green 'button' at the bottom of the page.

### Final Quiz

This quiz is a great way for you to test your learning from this lesson.

If you would like to re-cap any of the lesson, or repeat any exercise, click 'Back' below.

[Start Quiz](#)

● ● ● ● ● ●

- When your child has completed the quiz please click on the 'view score' option and take a screenshot of their result. You could send this to me or a photo of the completed independent task sheet with a message (on Class Dojo) telling me how they managed with the lesson/if they enjoyed it/ found it tricky etc.

Thank you.



### Comparing different amounts of money - End of Lesson Quiz



Total points 1/3

Money

---

✗ Match the amount to the correct bead string. \* 0/1










# Independent Task 1

Circle the set that has **more** money

	<input type="checkbox"/>
	<input type="checkbox"/>

Circle the set that has **less** money

	<input type="checkbox"/>
	<input type="checkbox"/>



# Independent Task 2

Circle the set that has the <b>most</b> money				<input type="checkbox"/>
				<input type="checkbox"/>
				<input type="checkbox"/>
Circle the set that has the <b>least</b> money				<input type="checkbox"/>
				<input type="checkbox"/>
				<input type="checkbox"/>