

Oak Academy Money Lesson 1Year 2s

Before they start watching today's lesson, please check that your child can still recognise each coin and remember their values (there are lots of images of coins online if you don't have the 'real thing' to hand).

The teacher at the beginning of the video says this is lesson 6, please ignore this because the previous lessons are aimed at Year 1s and your child has already covered those learning objectives.

This is Lesson 1 for the Year 2s for this week.

Lesson 1 Learning Objective: To use addition and subtraction in the context of money

Instructions:







- Click on the link <https://classroom.thenational.academy/lessons/to-use-addition-and-subtraction-in-the-context-of-money-cmv32c?step=2&activity=video>
- Click on the play button to start the video. If the teacher asks you to pause the video and look at the worksheet you should:
- Click "Close Video"
- Click "Next" to view the activity
- Your video will re-appear on the next page, and will stay paused in the right place.
(I have attached the 'independent task' slide for your child to fill in if you would prefer to do it this way.)
- When your child has completed the lesson, please could send me a photo of the completed independent task sheet (or a screen shot of it if they do it online) with a message telling me how they managed with the lesson/if they enjoyed it/ found it tricky etc.

Thank you.

Independent Task



2

	9p	9p	9p	7p	12p
9p					
6p					
14p					
8p					

